



**RIFTEK**  
Sensors & Instruments



# STEPPED HOLE ID MEASUREMENT SYSTEM

**RF096-15/40-50/70 Series**

**User's manual**

[www.riftek.com](http://www.riftek.com)  
[info@riftek.com](mailto:info@riftek.com)

## Contents

1.	Safety precautions.....	3
2.	CE compliance.....	3
3.	Laser safety.....	3
4.	General information.....	3
5.	Basic technical data.....	4
6.	Example of item designation when ordering.....	4
7.	Structure and operating principle.....	5
8.	Overall demands for mounting.....	6
9.	Connection.....	6
9.1.	Designation of connector contacts.....	6
9.2.	Cable.....	7
10.	Network setting.....	7
11.	Intended use.....	7
11.1.	Preparation for use.....	7
11.1.1.	Visual inspection.....	7
11.1.2.	Installation and connection.....	7
11.1.3.	Adjustment.....	7
11.1.4.	Switching the system.....	7
11.2.	Operating the system.....	8
12.	Service software.....	8
12.1.	General information.....	8
12.2.	System requirements.....	8
12.3.	SDK library.....	8
12.4.	RF096 Test Program.....	8
12.4.1.	Connection.....	8
12.4.2.	Calibration.....	9
12.4.3.	Measurement.....	10
13.	Warranty policy.....	10
14.	Revisions.....	10
15.	Distributors.....	10

## 1. Safety precautions

- Use supply voltage and interfaces indicated in the system specifications.
- In connection/disconnection of cables, the system power must be switched off.
- Do not use the system in locations close to powerful light sources.
- The system must be grounded.

## 2. CE compliance

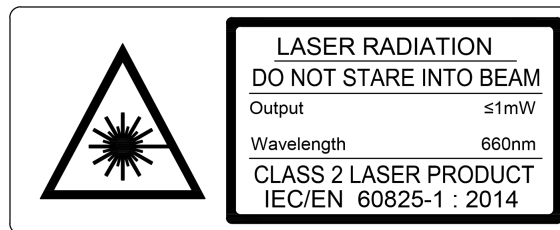
The system has been developed for use in industry and meets the requirements of the following Directives:

- EU directive 2014/30/EU. Electromagnetic compatibility (EMC).
- EU directive 2011/65/EU, “RoHS” category 9.

**3**

## 3. Laser safety

The system makes use of a c.w. 660 nm wavelength semiconductor laser. The maximum output power is 1 mW. The system belongs to the 2 laser safety class according to IEC/EN 60825-1:2014. The following warning label is placed on the housing:



The following safety measures should be taken while operating the system:

- Do not target laser beam to humans.
- Do not disassemble the laser sensor.
- Avoid staring into the laser beam.

## 4. General information

The system is intended for non-contact scanning and inner diameter measurement of objects having two through-holes of different diameter.

## 5. Basic technical data

Parameter		Value
Measurement range (1st hole), mm		15...40
Measurement range (2nd hole), mm		50...70
Measurement accuracy (1st hole), mm		±0.02
Measurement accuracy (2nd hole), mm		±0.005
Space resolution, points/turnover		6400
Light source		red semiconductor laser, 660 nm wavelength
Laser output power, mW		<1
Laser safety class		2 (IEC60825-1)
Laser beam shape		Round
Output interface		Ethernet (UDP)
Power supply, V		9...24
Power consumption, W		4 (standby mode), 10 (scan mode)
Environmental resistance	Vibration	20 g / 10...1000 Hz, 6 hours for each of XYZ axes
	Shock	30 g / 6 ms
	Permissible ambient light, lx	30000
	Relative humidity, %	5-95 (no condensation)
	Operating ambient temperature, °C	0...+45
	Storage temperature, °C	-20...+70
Housing material		aluminum
Weight (without cable), gram		1500

**NOTE.** Technical characteristics of the system can be changed for a specific task.

## 6. Example of item designation when ordering

RF096-D1min/D1max-D2min/D2max

Symbol	Description
D1min/D1max	ID measurement range (1st hole), mm
D2min/D2max	ID measurement range (2nd hole), mm

**Example:** RF096-15/40-50/70 – Stepped Hole ID Measurement System, measurement range: 15...40 mm (1st hole), 50...70 mm (2nd hole).

## 7. Structure and operating principle

Operation of the system is based on the scanning of the hole surface by rotating triangulation laser sensors.

The system contains the two stages measuring head with three laser sensors inside, Figure 1.

The first stage is intended for measurement of holes with 15...40 mm diameters and contains one laser sensor (Figure 1, sensor #1) with the measurement range of 6...21 mm from the head axis.

The second stage is intended for measurement of holes with 50...70 mm diameters and contains two laser sensors (Figure 1, sensors #2 and #3) with shifted and overlapped measurement ranges, 24...31 mm and 30...37 mm from the head axis.

The measuring head is mounted on the rotation module.

Radiation of a semiconductor lasers from the sensors is focused onto the object surface. Radiation reflected by the surface is collected by input lens of the sensors. Rotating laser sensors scan the inner surface of the object, and the system transmits polar coordinates of the surface (distance from the rotation axis measured by the sensors and a corresponding angle of rotation) to the PC for calculating the required geometric parameters.

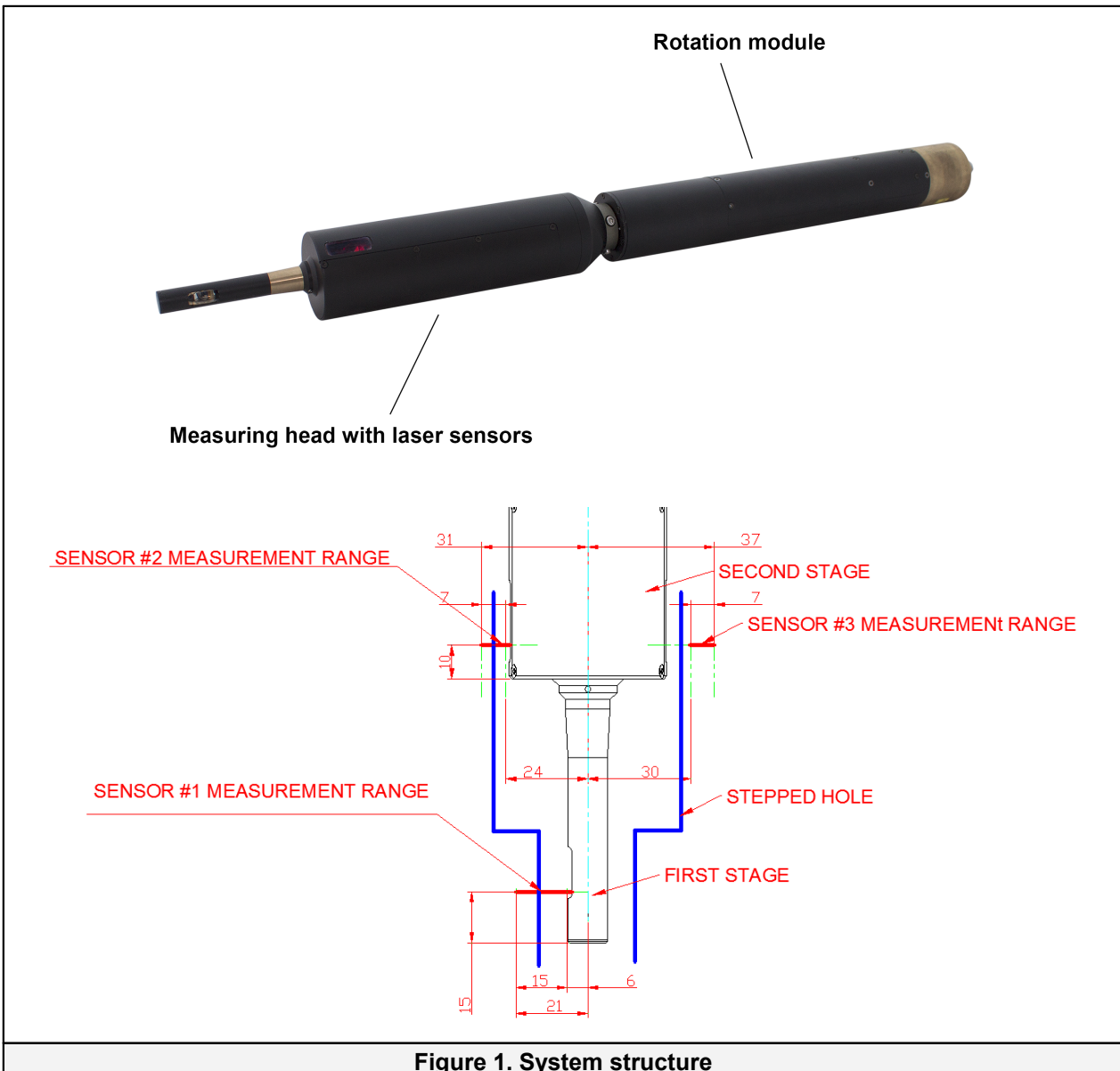


Figure 1. System structure

Overall and mounting dimensions of the system are shown in Figure 2.

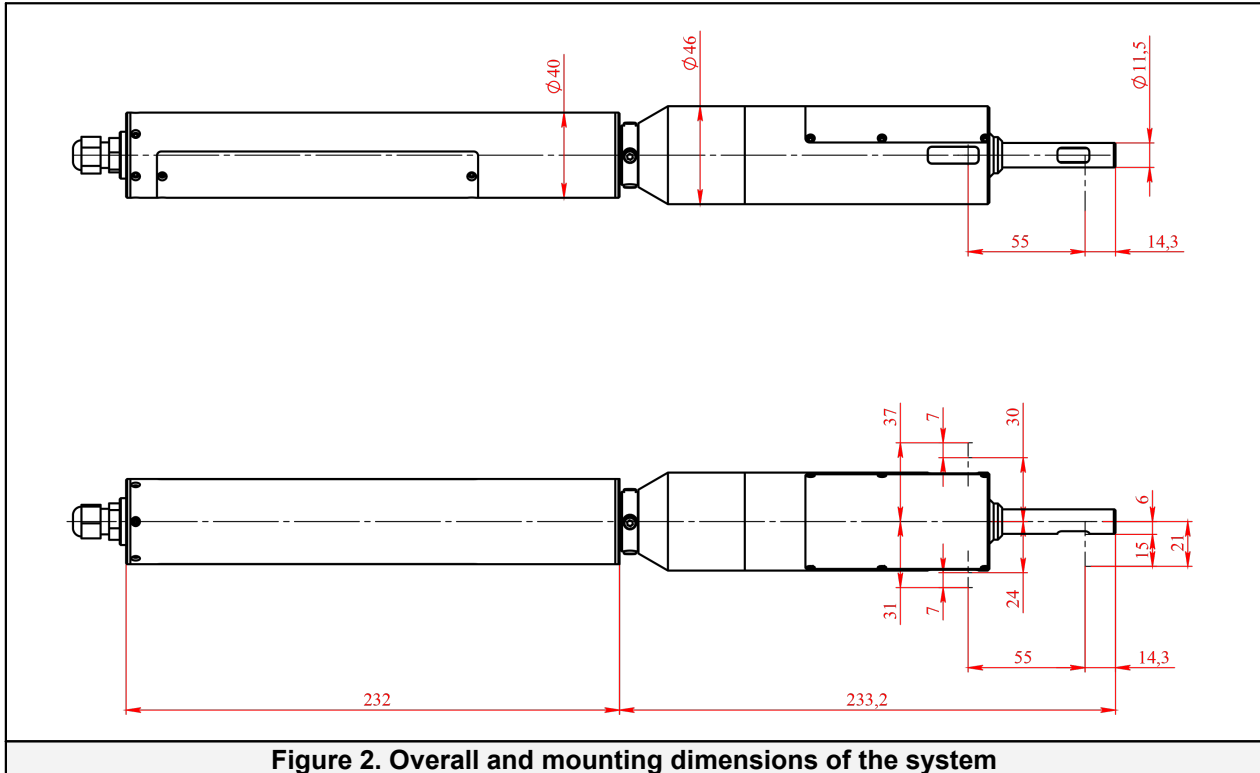


Figure 2. Overall and mounting dimensions of the system

## 8. Overall demands for mounting

The system is positioned so that the object under control has to be placed within the working range of the system.



### ATTENTION!

The system must be grounded – static electricity may cause the failure of electronic components.

## 9. Connection

### 9.1. Designation of connector contacts

View from the side of connector contacts used in the system:

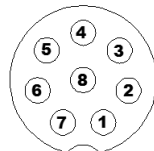


Figure 3. Connector Binder 712 Series, #09-0427-80-08

Designation of contacts is given in the table below:

Pin number	Assignment #09-0427-80-08
1	TX+
2	Power-
3	RX-
4	Power+
5	Power-
6	TX-
7	RX+
8	Power+

## 9.2. Cable

Designation of cable wires is given in the table below:

Pin number		Assignment #09-0427-80-08	Wire color
RJ-45	1	TX+	White-orange
RJ-45	2	TX-	Orange
RJ-45	3	RX+	White-green
RJ-45	6	RX-	Green
free lead	-	AL (output)	White-blue
free lead	-	Power+	Blue
free lead	-	IN (input)	White-brown
free lead	-	Power-	Brown

7

## 10. Network setting

All systems are shipped with the following default network configuration: IP address of the system – 192.168.0.3.

Configure your PC's network card in the next address space: 192.168.0.X. Connect system directly to PC or through network switch.

## 11. Indended use

### 11.1. Preparation for use

Preparation of the system includes:

- Visual inspection.
- Installation and connection.
- Adjustment.
- Switching the system.

#### 11.1.1. Visual inspection

Before operating, it is needed to ensure of the serviceability of the equipment:

- Check the system for completeness and absence of damage.
- Check the cable and ground wire.
- Check the condition of output windows and, if necessary, wipe them with a soft cloth.

#### 11.1.2. Installation and connection

- Install the system on a linear translation module (or robot).
- Make the electrical connections in accordance with the cable wires designation.

#### 11.1.3. Adjustment

The system is positioned so that the object under control has to be placed within the working range of the system and on the laser beam axis.

#### 11.1.4. Switching the system

Feed power to the system – 9...24 V.

## 11.2. Operating the system

The measurement process is fully automated and operation of the system is reduced to the work with the software.

## 12. Service software

### 12.1. General information

The service software is intended for:

- Testing and demonstration of the work of the system.
- Setting parameters.
- Calibration.

The service software includes:

- SDK library.
- RF096 Test Program.

### 12.2. System requirements

- Operating system Windows 7 and later.
- Microsoft Visual C++ Runtime Redistributable for Windows 64-bit. Shipped with the package (you need to run **vcredist\_x64.exe**).

### 12.3. SDK library

SDK contents:

File	Description
rf096017.dll	Dynamic link library.
rf096017.h	C header file. Refer to this file to understand the SDK functions. There is the detailed description for each of them.
rf096017.lib	LIB file to link DLL to the project.

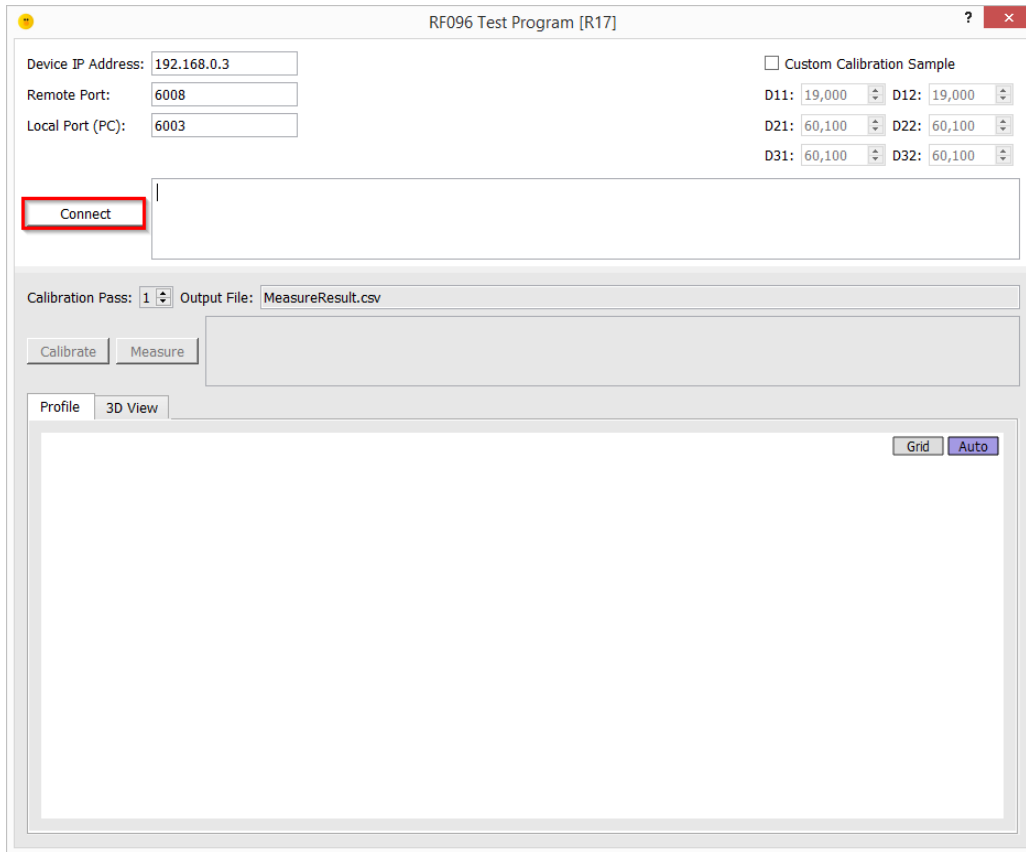
SDK usage scenario:

Step	Description
1	Call <i>rf096017_init()</i> on program start.
2	Call <i>rf096017_connect()</i> to connect to the device. Returns true on success, false on failure.
3	Call <i>rf096017_calibrate()</i> to run the calibration process. Returns true on success, false on failure.
4	Call <i>rf096017_measure()</i> to run the measurement process. Returns true on success, false on failure.
5	Call <i>rf096017_disconnect()</i> to disconnect from the device.
6	Call <i>rf096017_deinit()</i> before your program ends to cleanup the memory allocated by the library.

### 12.4. RF096 Test Program

#### 12.4.1. Connection

When you run the program, parameters fields (**Device IP Address**, **Remote Port**, **Local Port**) are populated with factory defaults. If you didn't change the system parameters, you can click the **Connect** button in order to connect to the system. Otherwise, change factory defaults to the actual system parameters and then click **Connect**.



When the connection is established, the system information will be displayed.

### 12.4.2. Calibration

**ATTENTION!**

1. It is imperative to perform the calibration procedure before the first use.

2. While using the system, you can repeat the calibration procedure in case of obtaining incorrect results.

The calibration must be done by using three calibration samples supplied with the system.

The calibration procedure:

Step	Description
1	Tick the "Custom Calibration Sample" checkbox and enter the real diameters of the samples (D11, D12 - sample 1; D21, D22 - sample 2; D31, D32 - sample 3): <div style="text-align: center;"> <input checked="" type="checkbox"/> Custom Calibration Sample                      D11: 19,000    D12: 19,000                      D21: 60,100    D22: 60,100                      D31: 60,100    D32: 60,100                 </div>
2	Install the calibration sample (1) so that a laser sensor (1) was in the center of the sample.
3	Click the <b>Calibrate</b> button in order to run the 1st pass of calibration. Wait until the calibration is complete.
4	Repeat step 3.
5	Install the calibration sample (2) so that a laser sensor (2) was in the center of the sample.
6	Click the <b>Calibrate</b> button in order to run the 2nd pass of calibration. Wait until the calibration is complete.
7	Repeat step 6.
8	Install the calibration sample (3) so that a laser sensor (3) was in the center of the sample.

Step	Description
9	Click the <b>Calibrate</b> button in order to run the 3rd pass of calibration. Wait until the calibration is complete.
10	Repeat step 9.

### 12.4.3. Measurement

When you have calibrated the system, it's ready to run the measurement.

Click the **Measure** button in order to start the measurement process.

The program will display the calculated values.

You may turn on and off a scale grid by clicking the **Grid** button.

You may zoom and move the image when the **Auto** button is unpressed (shown in gray). To zoom the image, use the mouse wheel. To move the image, press the left mouse key and move the cursor.

10

## 13. Warranty policy

Warranty assurance for the Stepped Hole ID Measurement System RF096-15/40-50/70 Series - 24 months from the date of putting in operation; warranty shelf-life - 12 months.

## 14. Revisions

Date	Revision	Description
10.01.2018	1.0.0	Starting document.

## 15. Distributors

### AUSTRALIA

**Applied Measurement  
Australia Pty Ltd**  
**RAILWAY INSTRUMENTS ONLY**  
Thornton Plaza, Unit 5,  
27 Thornton Crescent, Mitcham  
VIC 3132, Australia  
Tel: +61 39874 5777  
Fax: +61 39874 5888  
[sales@appliedmeasurement.com.au](mailto:sales@appliedmeasurement.com.au)  
[www.appliedmeasurement.com.au](http://www.appliedmeasurement.com.au)

### BELGIUM

**Althen Sensors & Controls  
BV**  
Verrijn Stuartlaan 40, 2288 EL,  
Rijswijk, Leidschendam  
The Netherlands  
Tel: +31 0 70 392 4421  
Tel: +31 0 61 396 7830  
Tel: +31 0 64 323 8393  
[sales@althen.nl](mailto:sales@althen.nl)  
[info@althen.nl](mailto:info@althen.nl)  
[www.althensensors.com](http://www.althensensors.com)

### BOSNIA AND HERZEGOVINA

**ASCO RAIL sp. z o.o.**  
**EXCLUSIVE REPRESENTATIVE  
FOR RAILWAY EQUIPMENT**  
ul. Wielowiejska 53, 44-120  
Pyskowice, Poland  
Tel: +48 32 230 45 70  
Fax: + 48 32 233 21 34  
[biuro@ascorail.pl](mailto:biuro@ascorail.pl)  
[export@ascorail.pl](mailto:export@ascorail.pl)  
[www.ascorail.pl](http://www.ascorail.pl)

### BRAZIL

**CAPI Controle  
e Automação Ltda**  
Rua Itororó, 121, CEP 13466-240  
Americana-SP, Brazil  
Tel: +55 19 36047068  
Fax: +55 19 34681791  
[capi@capicontrole.com.br](mailto:capi@capicontrole.com.br)  
[www.capicontrole.com.br](http://www.capicontrole.com.br)

### BULGARIA

**ASCO RAIL sp. z o.o.**  
**EXCLUSIVE REPRESENTATIVE  
FOR RAILWAY EQUIPMENT**  
ul. Wielowiejska 53, 44-120  
Pyskowice, Poland  
Tel: +48 32 230 45 70  
Fax: + 48 32 233 21 34  
[biuro@ascorail.pl](mailto:biuro@ascorail.pl)  
[export@ascorail.pl](mailto:export@ascorail.pl)  
[www.ascorail.pl](http://www.ascorail.pl)

### CHILE

**MOL INGENIERIA LTDA**  
**EXCLUSIVE REPRESENTATIVE  
FOR RAILWAY EQUIPMENT**  
República de Honduras 11936  
Las Condes, Santiago de Chile  
Tel: +56 9 59200362  
[hconcha@molingeneria.com](mailto:hconcha@molingeneria.com)  
[www.molingeneria.com](http://www.molingeneria.com)

**CHILE****Verne SpA**

Apoquindo 2818, oficina 31  
Las Condes, Santiago, Chile  
Tel: +56 2 228858633  
[info@verne.cl](mailto:info@verne.cl)  
[jsaavedra@verne.cl](mailto:jsaavedra@verne.cl)  
[www.verne.cl](http://www.verne.cl)

**CHINA****Beijing Haiwei Lutong Technology Co., Ltd**

Yard 1, Tianxing Street, Fangshan District, Beijing, China  
Tel: +86 10 8366 1866  
Fax: +86 10 8366 1866  
[info@haiwlt.com](mailto:info@haiwlt.com)  
[www.haiwlt.com](http://www.haiwlt.com)

**CHINA****Chongqing Wolf Industrial Technology Co., Ltd**

Room 2307 / 2308, Light of City international business building, No. 19 Jiangnan Avenue, Nan'an District, Chongqing, China  
Tel: 023 62832618  
Fax: 023 62832113  
[info@wolf-hk.com](mailto:info@wolf-hk.com)  
[www.wolf-hk.com](http://www.wolf-hk.com)

**CHINA****Beijing Gemston Mechanical & Electrical Equipment Co., Ltd**

**RAILWAY INSTRUMENTS ONLY**  
Room 613, Anfu Mansion, Fengtai District, Beijing, China  
Tel: +86 10 6765 0516  
Fax: +86 10 6765 6966  
Mobile: +86 137 1755 1423  
[dh0526@163.com](mailto:dh0526@163.com)  
[www.baoft.cn](http://www.baoft.cn)

**CHINA****Xi'an Win-Success Automation Technology Co.,Ltd**

Room 3-1-1039, Iduhui Building, No.11 Tangyan South Road High-Tech Zone, Xi'an Shaanxi PRC, China  
Tel: +86 29 81106280  
Fax: +86 29 81106285  
Mob: +86 133 19271405  
[info@maxsensor.com](mailto:info@maxsensor.com)  
[www.maxsensor.com](http://www.maxsensor.com)

**CHINA****Micron-Metrology co., Ltd**

No.2, Kecheng Rd., Industrial Park District, Suzhou, Jiangsu Province., China  
Tel: 0512 65589760  
Mob: +86 189 1806 9807  
[sales@micron-metrology.cn](mailto:sales@micron-metrology.cn)  
[www.micron-metrology.cn](http://www.micron-metrology.cn)

**CHINA****Zhenshangyou Technologies Co., Ltd**

Rm 2205-2210, Zhongyou Hotel 1110 Nanshan Road, Nanshan District 518054 Shenzhen, China  
Tel: +86 755-26528100/8011/8012  
Fax: +86 755-26528210/26435640  
[info@51sensors.com](mailto:info@51sensors.com)  
[www.51sensors.com](http://www.51sensors.com)

**CROATIA****ASCO RAIL sp. z o.o. EXCLUSIVE REPRESENTATIVE FOR RAILWAY EQUIPMENT**

ul. Wielowiejska 53, 44-120 Pyskowice, Poland  
Tel: +48 32 230 45 70  
Fax: + 48 32 233 21 34  
[biuro@ascorail.pl](mailto:biuro@ascorail.pl)  
[export@ascorail.pl](mailto:export@ascorail.pl)  
[www.ascorail.pl](http://www.ascorail.pl)

**CZECH REPUBLIC****ASCO RAIL sp. z o.o. EXCLUSIVE REPRESENTATIVE FOR RAILWAY EQUIPMENT**

ul. Wielowiejska 53, 44-120 Pyskowice, Poland  
Tel: +48 32 230 45 70  
Fax: + 48 32 233 21 34  
[biuro@ascorail.pl](mailto:biuro@ascorail.pl)  
[export@ascorail.pl](mailto:export@ascorail.pl)  
[www.ascorail.pl](http://www.ascorail.pl)

**DENMARK****BLConsult**

Ryssbält 294  
95 291 Kalix, Sweden  
Tel: +46 70 663 19 25  
[info@blconsult.se](mailto:info@blconsult.se)  
[www.blconsult.se](http://www.blconsult.se)

**ESTONIA****FoodLab OÜ**

Haabersti linnaosa, Astangu tn 52  
13519 Eesti, Tallinn, Estonia  
Tel: +372 56 363110  
[foodlab.ee@gmail.com](mailto:foodlab.ee@gmail.com)

**FINLAND****Kvalitest Industrial AB EXCEPT FOR RAILWAY INSTRUMENTS**

Ekbacksvägen 28,  
16869 Bromma, Sweden  
Tel: +46 0 76 525 5000  
[sales@kvalitest.com](mailto:sales@kvalitest.com)  
[www.kvalitest.com](http://www.kvalitest.com)  
[www.kvalitest.se](http://www.kvalitest.se)

**FINLAND****TERÄSPYÖRÄ-STEELWHEEL OY**

**RAILWAY INSTRUMENTS ONLY**  
Juvan teollisuuskatu 28  
FI-02920 ESPOO, Finland  
Tel: +358 400 422 900  
Fax: +358 9 2511 5510  
[steelwheel@steelwheel.fi](mailto:steelwheel@steelwheel.fi)  
[www.terapyora.fi](http://www.terapyora.fi)

**FRANCE****BLET Measurement Group S.A.S.**

1 avenue du Président Georges Pompidou, 92500 Rueil Malmaison, France  
Tel: + 33 0 1 80 88 57 85  
Fax: +33 0 1 80 88 57 93  
[technique@blet-mesure.fr](mailto:technique@blet-mesure.fr)  
[www.blet-mesure.fr](http://www.blet-mesure.fr)

**GERMANY****Disynet GmbH**

Breyeller Str. 2, 41379 Brueggen, Germany  
Tel: +49 2157 8799 0  
Fax: +49 2157 8799 22  
[disynet@sensoren.de](mailto:disynet@sensoren.de)  
[www.sensoren.de](http://www.sensoren.de)

**GERMANY**

**Finger GmbH & Co. KG**  
**OPTICAL MICROMETERS ONLY**  
Sapelloh 172, 31606  
Warmßen, Germany  
Tel: +49 5767 96020  
Fax: +49 5767 93004  
[finger@finger-kg.de](mailto:finger@finger-kg.de)  
[www.finger-kg.de](http://www.finger-kg.de)

**INDIA**

**Influx Big Data Solutions Pvt Ltd**  
No:2, Krishvi, Ground Floor,  
Old Airport Road, Domlur,  
Bangalore - 560071, India  
Tel: +91 73 37748490  
Tel: +91 94 48492380  
[milan@influxtechnology.com](mailto:milan@influxtechnology.com)  
[support\\_india@influxtechnology.com](mailto:support_india@influxtechnology.com)  
[www.influxtechnology.com](http://www.influxtechnology.com)

**ISRAEL**

**Nisso Dekalo Import Export LTD**  
1 David Hamelech Street  
Herzlia 46661 Israel  
Tel: +972 99577888  
Fax: +972 99568860  
[nissodekaloltd@outlook.com](mailto:nissodekaloltd@outlook.com)  
[www.fly-supply.net](http://www.fly-supply.net)  
[www.aircraft-partsupply.com](http://www.aircraft-partsupply.com)

**LATVIA**

**FoodLab OÜ**  
Haabersti linnaosa, Astangu tn 52  
13519 Eesti, Tallinn, Estonia  
Tel: +372 56363110  
[foodlab.ee@gmail.com](mailto:foodlab.ee@gmail.com)

**MONTENEGRO**

**ASCO RAIL sp. z o.o.**  
**EXCLUSIVE REPRESENTATIVE FOR RAILWAY EQUIPMENT**  
ul. Wielowiejska 53, 44-120  
Pyskowice, Poland  
Tel: +48 32 230 45 70  
Fax: + 48 32 233 21 34  
[biuro@ascorail.pl](mailto:biuro@ascorail.pl)  
[export@ascorail.pl](mailto:export@ascorail.pl)  
[www.ascorail.pl](http://www.ascorail.pl)

**GERMANY**

**ALTHEN GmbH Meß- und Sensortechnik**  
Dieselstrasse 2, 65779  
Kelkheim, Germany  
Tel: +49 0 6195 7 00 60  
[info@althen.de](mailto:info@althen.de)  
[www.althensensors.com/de/](http://www.althensensors.com/de/)

**INDIA**

**Paragon Instrumentation Engineers Pvt. Ltd.**  
**RAILWAY INSTRUMENTS ONLY**  
200, Station Road,  
Roorkee, 247 667, India  
Tel: +91 1332 272394  
[tanuj@paragoninstruments.com](mailto:tanuj@paragoninstruments.com)  
[www.paragoninstruments.com](http://www.paragoninstruments.com)

**ITALY**

**FAE s.r.l.**  
Via Tertulliano, 41  
20137 Milano, Italy  
Tel: +39 02 55187133  
Fax: +39 02 55187399  
[fae@fae.it](mailto:fae@fae.it)  
[www.fae.it](http://www.fae.it)

**LUXEMBOURG**

**Althen Sensors & Controls BV**  
Verrijn Stuartlaan 40, 2288 EL,  
Rijswijk, Leidschendam  
The Netherlands  
Tel: +31 0 70 392 4421  
Tel: +31 0 61 396 7830  
Tel: +31 0 64 323 8393  
[sales@althen.nl](mailto:sales@althen.nl)  
[info@althen.nl](mailto:info@althen.nl)  
[www.althensensors.com](http://www.althensensors.com)

**NETHERLANDS**

**Althen Sensors & Controls BV**  
Verrijn Stuartlaan 40, 2288 EL,  
Rijswijk, Leidschendam  
The Netherlands  
Tel: +31 0 70 392 4421  
Tel: +31 0 61 396 7830  
Tel: +31 0 64 323 8393  
[sales@althen.nl](mailto:sales@althen.nl)  
[info@althen.nl](mailto:info@althen.nl)  
[www.althensensors.com](http://www.althensensors.com)

**HUNGARY**

**ASCO RAIL sp. z o.o.**  
**EXCLUSIVE REPRESENTATIVE FOR RAILWAY EQUIPMENT**  
ul. Wielowiejska 53, 44-120  
Pyskowice, Poland  
Tel: +48 32 230 45 70  
Fax: + 48 32 233 21 34  
[biuro@ascorail.pl](mailto:biuro@ascorail.pl)  
[export@ascorail.pl](mailto:export@ascorail.pl)  
[www.ascorail.pl](http://www.ascorail.pl)

**INDONESIA**

**PT. DHAYA BASWARA SANIYASA**  
Botanic Junction Blok H-9 NO. 7  
Mega Kebon Jeruk, Joglo  
Jakarta, 11640, Indonesia  
Tel: +62 21 2932 5859  
[management@ptdbs.co.id](mailto:management@ptdbs.co.id)

**JAPAN**

**Tokyo Instruments, Inc.**  
6-18-14 Nishikasai, Edogawa-ku,  
Tokyo, 134-0088 Japan  
Tel: +81 3 3686 4711  
Fax: +81 3 3686 0831  
[f\\_kuribayashi@tokyoinst.co.jp](mailto:f_kuribayashi@tokyoinst.co.jp)  
[www.tokyoinst.co.jp](http://www.tokyoinst.co.jp)

**MALAYSIA**

**OptoCom InstruVentures**  
H-49-2, Jalan 5, Cosmoplex  
Industrial Park, Bandar Baru  
Salak Tinggi, Sepang, Malaysia  
Tel: 603 8706 6806  
Fax: 603 8706 6809  
[optocom@tm.net.my](mailto:optocom@tm.net.my)  
[www.optocom.com.my](http://www.optocom.com.my)

**NORWAY**

**BLConsult**  
Ryssbält 294,  
95 291 Kalix, Sweden  
Tel: +46 70 663 19 25  
[info@blconsult.se](mailto:info@blconsult.se)  
[www.blconsult.se](http://www.blconsult.se)

**NORWAY**

**Salitec AS**  
PB 468, N-1327  
Lysaker, Norway  
Tel: +47 23 891015  
Fax: +47 92101005  
[mail@salitec.no](mailto:mail@salitec.no)  
[www.salitec.no](http://www.salitec.no)

**PERU**

**Verne Perú S.A.C.**  
Las Codornices 104,  
Surquillo, Lima, Peru  
Tel/fax: +51 992436734  
[info@verne.cl](mailto:info@verne.cl)  
[www.verne.cl](http://www.verne.cl)

**POLAND**

**ASCO RAIL sp. z o.o.**  
**EXCLUSIVE REPRESENTATIVE  
FOR RAILWAY EQUIPMENT**  
ul. Wielowiejska 53, 44-120  
Pyskowice, Poland  
Tel: +48 32 230 45 70  
Fax: + 48 32 233 21 34  
[biuro@ascorail.pl](mailto:biuro@ascorail.pl)  
[export@ascorail.pl](mailto:export@ascorail.pl)  
[www.ascorail.pl](http://www.ascorail.pl)

**POLAND**

**RIFTEK EUROPE sp. z o.o.**  
ul. Domaniewska 17/19, 02-672  
Warsaw, Poland  
[info@riftek.com](mailto:info@riftek.com)  
[www.riftek.com](http://www.riftek.com)

**PORTUGAL**

**Campal Inovacoes  
Ferroviarias Lda.**  
Lagoas Park, Edificio 7, 1° Piso  
Sul, 2740-244 Porto Salvo, Oeiras,  
Portugal  
Tel: +351 21 584 4348  
[campal@campal.pt](mailto:campal@campal.pt)  
[www.campal.pt](http://www.campal.pt)

**SERBIA**

**ASCO RAIL sp. z o.o.**  
**EXCLUSIVE REPRESENTATIVE  
FOR RAILWAY EQUIPMENT**  
ul. Wielowiejska 53, 44-120  
Pyskowice, Poland  
Tel: +48 32 230 45 70  
Fax: + 48 32 233 21 34  
[biuro@ascorail.pl](mailto:biuro@ascorail.pl)  
[export@ascorail.pl](mailto:export@ascorail.pl)  
[www.ascorail.pl](http://www.ascorail.pl)

**SLOVAKIA**

**ASCO RAIL sp. z o.o.**  
**EXCLUSIVE REPRESENTATIVE  
FOR RAILWAY EQUIPMENT**  
ul. Wielowiejska 53, 44-120  
Pyskowice, Poland  
Tel: +48 32 230 45 70  
Fax: + 48 32 233 21 34  
[biuro@ascorail.pl](mailto:biuro@ascorail.pl)  
[export@ascorail.pl](mailto:export@ascorail.pl)  
[www.ascorail.pl](http://www.ascorail.pl)

**SLOVENIA**

**ASCO RAIL sp. z o.o.**  
**EXCLUSIVE REPRESENTATIVE  
FOR RAILWAY EQUIPMENT**  
ul. Wielowiejska 53, 44-120  
Pyskowice, Poland  
Tel: +48 32 230 45 70  
Fax: + 48 32 233 21 34  
[biuro@ascorail.pl](mailto:biuro@ascorail.pl)  
[export@ascorail.pl](mailto:export@ascorail.pl)  
[www.ascorail.pl](http://www.ascorail.pl)

**SOUTH KOREA**

**BS Holdings**  
B-201, Wonpogongwon 1ro,  
59 Danwon-gu, Ansan-si,  
Gyeonggi-do 15455, Republic of  
Korea  
Tel: +82 31 411 5011  
Fax: +82 31 411 5015  
[bsh5011@hanmail.net](mailto:bsh5011@hanmail.net)  
[www.lasersolution.co.kr](http://www.lasersolution.co.kr)

**SOUTH KOREA**

**PROSEN. CO., LTD**  
M-1001, Songdo techno park IT  
center, 32, Songdogwahak-ro,  
Yeonsu-gu, Incheon, 21984,  
Republic of Korea  
Tel: +82 32 811 3457  
Fax: +82 32 232 7458  
[trade@prosen.co.kr](mailto:trade@prosen.co.kr)  
[www.prosen.co.kr](http://www.prosen.co.kr)

**SPAIN**

**IBERFLUID Instruments S.A.**  
C/ Botanica, 122, 08908  
L'Hospitalet de Llobregat  
Barcelona  
Tel: +34 93 447 10 65  
Fax: +34 93 334 05 24  
[myct@iberfluid.com](mailto:myct@iberfluid.com)  
[www.iberfluid.com](http://www.iberfluid.com)

**SWEDEN**

**BLConsult**  
Ryssbält 294,  
95 291 Kalix, Sweden  
Tel: +46 70 663 19 25  
[info@blconsult.se](mailto:info@blconsult.se)  
[www.blconsult.se](http://www.blconsult.se)

**SWEDEN**

**Kvalitest Industrial AB**  
**EXCEPT FOR RAILWAY  
INSTRUMENTS**  
Ekbacksvägen 28,  
16869 Bromma, Sweden  
Tel: +46 0 76 525 5000  
[sales@kvalitest.com](mailto:sales@kvalitest.com)  
[www.kvalitest.com](http://www.kvalitest.com)  
[www.kvalitest.se](http://www.kvalitest.se)

**SWITZERLAND**

**ID&T GmbH**  
Gewerbstrasse 12/a  
8132 Egg (Zurich), Switzerland  
Tel: + 41 44 994 92 32  
Fax: + 41 44 994 92 34  
[info@idtlaser.com](mailto:info@idtlaser.com)  
[www.idtlaser.com](http://www.idtlaser.com)

**THAILAND**

**Advantech Solution Co., Ltd.**  
20/170 Motorway Rd.,  
Kwang Pravet, Khet Pravet,  
Bangkok, Thailand 10250  
Tel: +662 1848705  
Fax: +662 1848708  
[sales@advantechsolutions.com](mailto:sales@advantechsolutions.com)  
[www.advantechsolutions.com](http://www.advantechsolutions.com)

**TURKEY**

**MAK Elektronik Malzeme  
Analiz ve Kalite Kontrol  
Cihazlari Dis Tic. Ltd. Sti.**  
Cenap Sahabettin Sokak, No:39,  
34718 Kosuyolu - Kadikoy /  
Istanbul - TURKEY  
Tel: +90 216 402 10 34  
Fax: +90 216 402 10 35  
[ulastac@metalografi.net](mailto:ulastac@metalografi.net)  
[www.makelektronik.com.tr](http://www.makelektronik.com.tr)

**UNITED KINGDOM,  
IRELAND**

**Althen UK**  
Northamptonshire  
United Kingdom  
Tel: +44 0 7823 921427  
[t.stoyles@althen.co.uk](mailto:t.stoyles@althen.co.uk)  
[www.althensensors.com](http://www.althensensors.com)  
[www.althencontrols.com](http://www.althencontrols.com)

**USA, CANADA, MEXICO**

**International Electronic  
Machines Corporation**  
**RAILWAY INSTRUMENTS ONLY**  
850 River Street, Troy,  
New York, USA  
Tel: +1 518 268-1636  
Fax: +1 518 268-1639  
[marketing@iem.net](mailto:marketing@iem.net)  
[www.iem.net](http://www.iem.net)

**TURKEY**

**TEKMA Mühendislik A.S.**  
Cevizli Mh. M. Kemal Cd.,  
Hukukçular Towers,  
A-Blok, No: 66-A/39  
Kartal - Istanbul  
Tel: +90 216 970 1318  
Tel: +90 850 840 2334  
[info@tekma.eu](mailto:info@tekma.eu)  
[www.tekma.eu](http://www.tekma.eu)

**USA**

**Althen Sensors & Controls**  
2531 Bradley St., Oceanside, CA,  
92056, USA  
Tel: 858 633 3572  
[r.ream@althensensors.com](mailto:r.ream@althensensors.com)

**UKRAINE**

**KODA**  
Frunze st. 22, 61002,  
Harkov, Ukraine  
Tel/Fax: +38 057 714 26 54  
[mail@koda.com.ua](mailto:mail@koda.com.ua)  
[www.koda.com.ua](http://www.koda.com.ua)

**USA, CANADA, MEXICO**

**Acuity Products of Schmitt  
Industries, Inc.**  
2765 NW Nicolai Street  
Portland, OR, 97210, USA  
Tel: +1 503 227 7908  
Fax: +1 503 223 1258  
[sales@acuitylaser.com](mailto:sales@acuitylaser.com)  
[www.acuitylaser.com](http://www.acuitylaser.com)